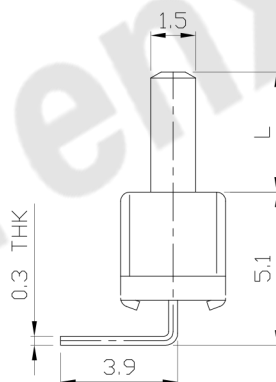
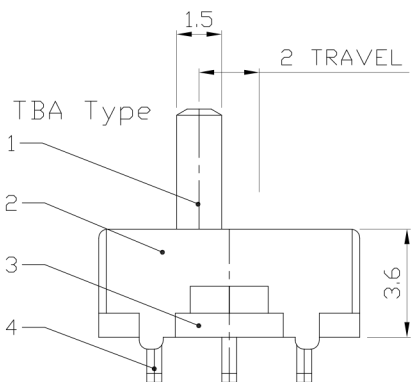
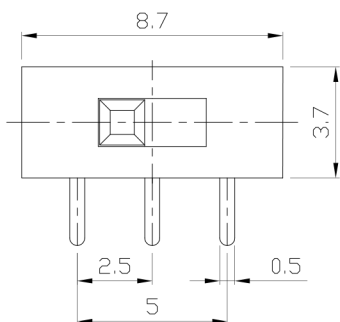




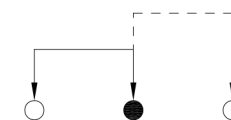
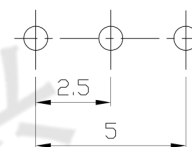
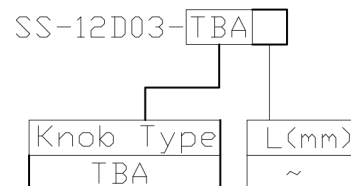
RoHS Compliant
2002/95/EC

REV.	ECN.	NO.	APPD.

DIMENSIONS



MODEL CODE



P.C.B LAYOUT
BOTTOM VIEW

CIRCUIT DIAGRAM

ELECTRO-MECHANICAL CHARACTERISTICS

Refer to additional specifications

RATING	0.3A 50V DC
CIRCUIT	1P2T
CONTACT RESISTANCE	100mΩ MAX.
TIMING	NON-SHORTING
TRAVEL	2mm
OPERATING FORCE	150±80gf
OPERATING LIFE(cycles)	10,000

8					WITHIN 1.5mm: ±0.1mm	UNITS mm	东莞市腾兴电子有限公司						
7					OVER 1.5mm: ±0.2mm	MAT'L							
6						SEE NOTE	TITLE:	SLIDE SWITCH / VERTICAL			PART NO.:		
5	CONTACT CLIP	PBS STRIP	1	Ag PLATED			DR:	Ricky 2015/07/07			DWG NO.:		
4	TERMINAL	BRASS STRIP	3	Ag PLATED			CHKD:	Ricky 2015/07/07					
3	BASE	PHENOLIC RESIN	1	NATURAL			APPD:						
2	FRAME	STEEL STRIP	1	Ni PLATED									
1	KNOB	POM	1	BLACK									
NO.	PARTS	MATERIAL	Q'TY	FINISHING						SCALE	SHEET	REV.	CUSTOMER DRAWING
										5:1	1/1	A	

THESE DRAWINGS AND SPECIFICATIONS ARE THE PROPERTY OF ACCURATE INNO TECH INC AND SHALL NOT BE REPRODUCED, COPIED OR USED IN ANY MANNER WITHOUT THE PRIOR WRITTEN CONSENT OF ACCURATE INNO TECH INC.

