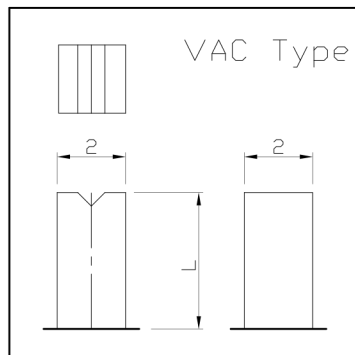
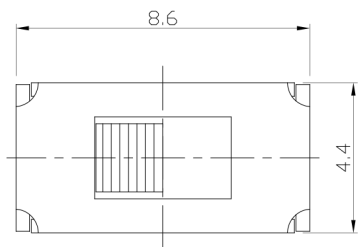




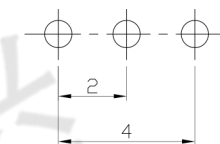
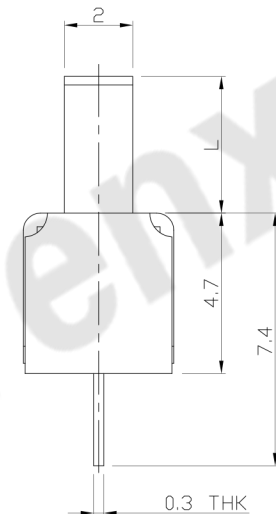
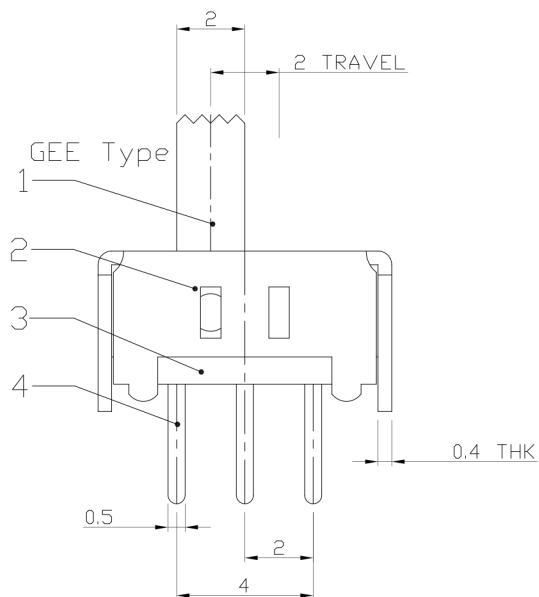
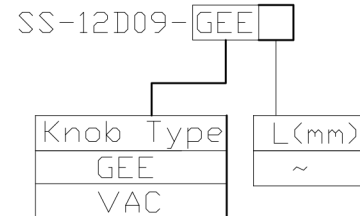
RoHS Compliant
2002/95/EC

REV.	ECN. NO.	APPD.

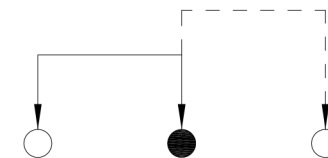
DIMENSIONS



MODEL CODE



P.C.B LAYOUT
BOTTOM VIEW



CIRCUIT DIAGRAM

ELECTRO-MECHANICAL CHARACTERISTICS

Refer to additional specifications

RATING	DC50V 0.3A
CIRCUIT	1P2T
CONTACT RESISTANCE	100mΩ MAX.
TIMING	NON-SHORTING
TRAVEL	2mm
OPERATING FORCE	250±100gf
OPERATING LIFE(cycles)	10,000

8					WITHIN 1.5mm: ±0.1mm	UNITS	mm	东莞市腾兴电子有限公司 TITLE: SLIDE SWITCH / VERTICAL PART NO.: SS-12D09 DR: Ricky 2015/05/20 DWG NO.: ADL-12D09 CHKD: Ricky 2015/05/20 APPD:
7					OVER 1.5mm: ±0.2mm	MAT'L		
6	SPRING PLATE	SUS	1	NATURAL		SEE NOTE		
5	CONTACT CLIP	PBS STRIP	1	Ag PLATED				
4	TERMINAL	BRASS STRIP	3	Ag PLATED		FINISH		
3	BASE	PHENOLIC RESIN	1	NATURAL		SEE NOTE		
2	FRAME	STEEL STRIP	1	Ni PLATEFD		Q'TY		
1	KNOB	PDM	1	BLACK				
NO.	PARTS	MATERIAL	Q'TY	FINISHING				SCALE SHEET REV. CUSTOMER DRAWING 4:1 1/1 A

THESE DRAWINGS AND SPECIFICATIONS ARE THE PROPERTY OF ACCURATE INNO TECH INC AND SHALL NOT BE REPRODUCED, COPIED OR USED IN ANY MANNER WITHOUT THE PRIOR WRITTEN CONSENT OF ACCURATE INNO TECH INC.

