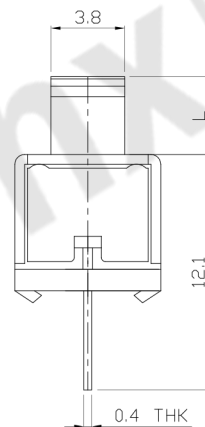
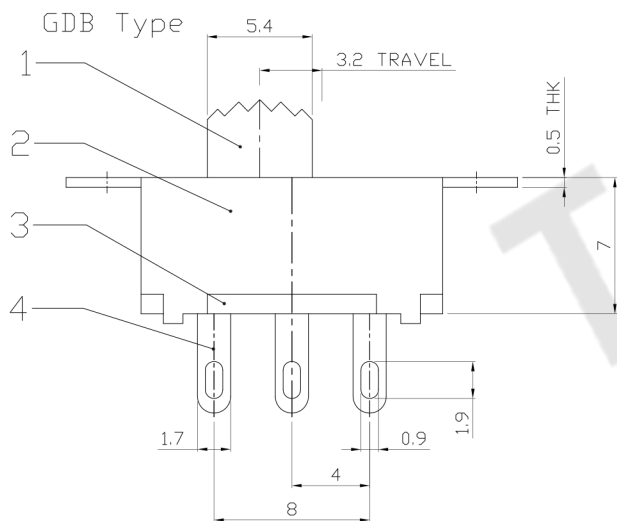
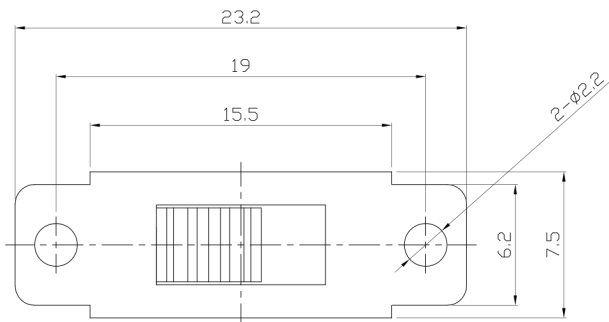




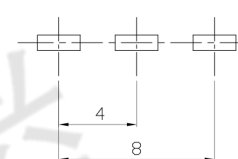
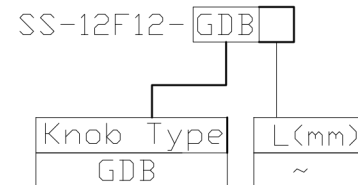
RoHS Compliant
2002/95/EC

REV.	ECN.	NO.	APPD.

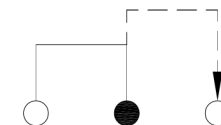
DIMENSIONS



MODEL CODE



P.C.B LAYOUT
BOTTOM VIEW



CIRCUIT DIAGRAM

ELECTRO-MECHANICAL CHARACTERISTICS

Refer to additional specifications

RATING	0.5A 50V DC
CIRCUIT	1P2T
CONTACT RESISTANCE	100mΩ MAX.
TIMING	NON-SHORTING
TRAVEL	3.2mm
OPERATING FORCE	180±80gf
OPERATING LIFE(cycles)	10,000

8						
7						
6	SPRING	STEEL WIRE	1	NATURAL	WITHIN 1.5mm: ±0.1mm	UNITS mm
5	CONTACT	BRASS STRIP	1	Ag PLATED	OVER 1.5mm: ±0.2mm	MAT'L
4	TERMINAL	BRASS STRIP	3	Ag PLATED		SEE NOTE
3	BASE	PHENOLIC RESIN	1	NATURAL		FINISH
2	FRAME	STEEL STRIP	1	BLACK		SEE NOTE
1	KNOB	POM	1	BLACK		Q'TY
NO.	PARTS	MATERIAL	Q'TY	FINISHING		

THESE DRAWINGS AND SPECIFICATIONS ARE THE PROPERTY OF ACCURATE INNOVATION INC AND SHALL NOT BE REPRODUCED, COPIED OR USED IN ANY MANNER WITHOUT THE PRIOR WRITTEN CONSENT OF ACCURATE INNOVATION INC.



东莞市腾兴电子有限公司

TITLE:	SLIDE SWITCH / VERTICAL	PART NO.:	SS-12F12
DR:	Ricky 2015/07/08	DWG NO.:	ADL-12F12
CHKD:	Ricky 2015/07/08	SCALE	SHEET
APPD:		2:1	1/1
		REV.	A
		CUSTOMER DRAWING	