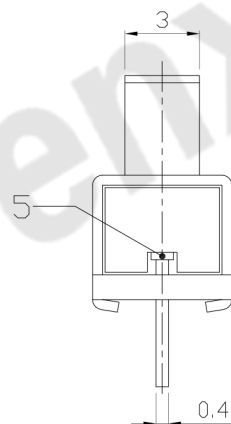
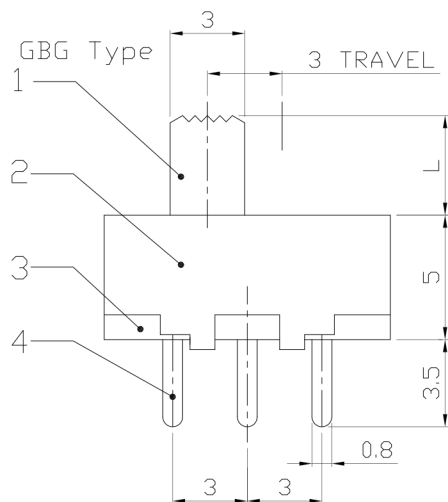
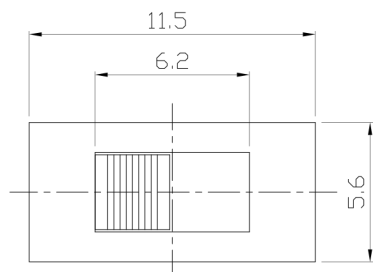




**RoHS Compliant**  
2002/95/EC

REV.	ECN.	NO.	APPD.

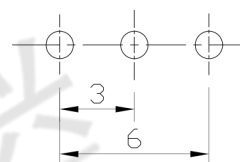
### DIMENSIONS



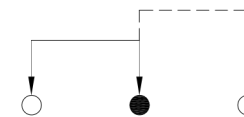
### MODEL CODE

SS-12F20-GBG

Knob Type	L(mm)
GBG	~



P.C.B LAYOUT  
BOTTOM VIEW



CIRCUIT DIAGRAM

### ELECTRO-MECHANICAL CHARACTERISTICS

Refer to additional specifications

RATING	0.5A 50V DC
CIRCUIT	1P2T
CONTACT RESISTANCE	30mΩ MAX.
TIMING	NON-SHORTING
TRAVEL	3mm
OPERATING FORCE	200±100gf
OPERATING LIFE(cycles)	10,000

NO.	PARTS	MATERIAL	Q'TY	FINISHING
8				
7				WITHIN 1.5mm: ±0.1mm
6	SPRING	SUS WIRE	1	NATURAL
5	CONTACT	BRASS	1	Ag PLATED
4	TERMINAL	BRASS STRIP	1	Ag PLATED
3	TERMINAL CASE	PHENOLIC RESIN	1	NATURAL
2	COVER	MILD STEEL	1	BLACK
1	KNOB	POM	1	BLACK
NO.	PARTS	MATERIAL	Q'TY	FINISHING

THESE DRAWINGS AND SPECIFICATIONS ARE THE PROPERTY OF ACCURATE INNO TECH INC AND SHALL NOT BE REPRODUCED, COPIED OR USED IN ANY MANNER WITHOUT THE PRIOR WRITTEN CONSENT OF ACCURATE INNO TECH INC.

UNITS	mm	<b>东莞市腾兴电子有限公司</b>				
MAT'L	SEE NOTE					
FINISH	SEE NOTE	TITLE:	PART NO.:			
Q'TY	SEE NOTE	DR:	SS-12F20			
		CHKD:	DWG NO.:			
		APPD:	AZJ-12F20			
			SCALE	SHEET	REV.	CUSTOMER DRAWING
			3:1	1/1	A	