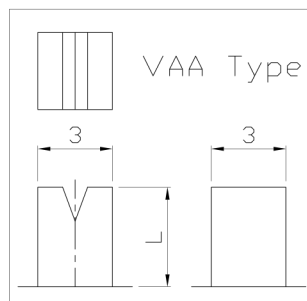
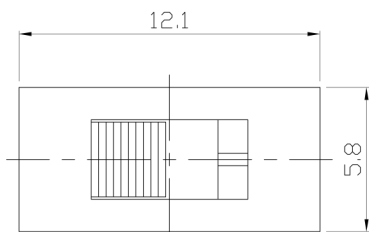




RoHS
Compliant
2002/95/EC

REV.	ECN. NO.	APPD.

DIMENSIONS

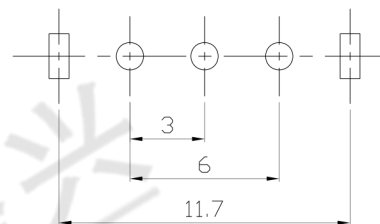


MODEL CODE

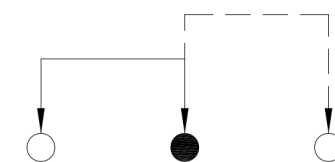
SS-12F24-GBG

Knob Type
GBG
VAA

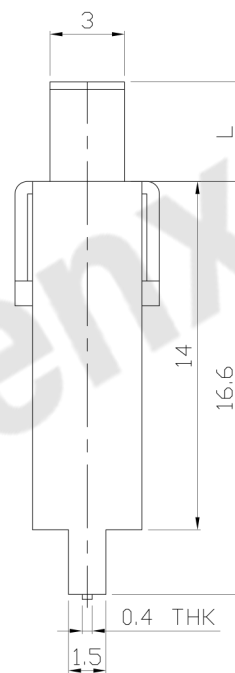
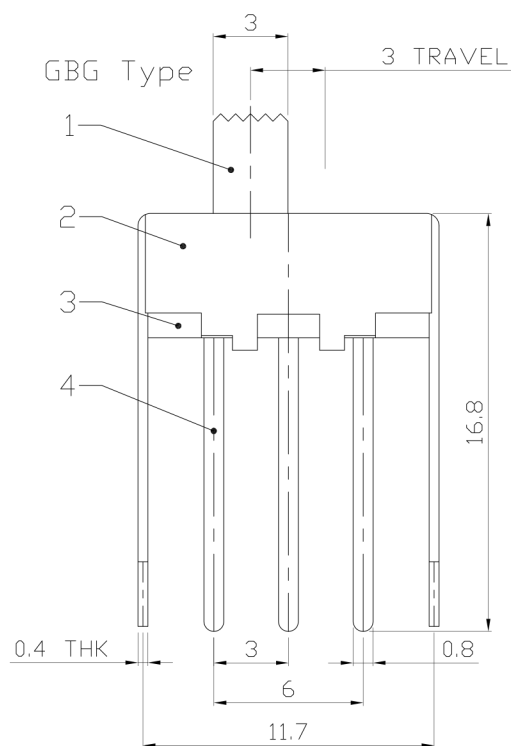
L(mm)
~



P.C.B LAYOUT
BOTTOM VIEW



CIRCUIT DIAGRAM



ELECTRO-MECHANICAL CHARACTERISTICS

Refer to additional specifications

RATING	0.5A 50V DC
CIRCUIT	1P2T
CONTACT RESISTANCE	100mΩ MAX.
TIMING	NON-SHORTING
TRAVEL	3mm
OPERATING FORCE	180±80gf
OPERATING LIFE(cycles)	10,000

8					WITHIN 1.5mm: ±0.1mm	UNITS	mm
7					OVER 1.5mm: ±0.2mm	MAT'L	
6	SPRING	STEEL WIRE	1	NATURAL		SEE NOTE	
5	CONTACT	BRASS STRIP	1	Ag PLATED			
4	TERMINAL	BRASS STRIP	3	Ag PLATED		FINISH	
3	BASE	PHENOLIC RESIN	1	NATURAL		SEE NOTE	
2	FRAME	STEEL STRIP	1	Ni PLATED		Q'TY	
1	KNOB	POM	1	BLACK			
NO.	PARTS	MATERIAL	Q'TY	FINISHING			

THESE DRAWINGS AND SPECIFICATIONS ARE THE PROPERTY OF ACCURATE INNO TECH INC AND SHALL NOT BE REPRODUCED, COPIED OR USED IN ANY MANNER WITHOUT THE PRIOR WRITTEN CONSENT OF ACCURATE INNO TECH INC.



东莞市腾兴电子有限公司

TITLE: SLIDE SWITCH / VERTICAL

PART NO.: SS-12F24

DR: Ricky 2015/07/08

DWG NO.: ADL-12F24

CHKD: Ricky 2015/07/08

APPD:

SCALE	SHEET	REV.	CUSTOMER DRAWING
3:1	1/1	A	