



**RoHS Compliant**  
2002/95/EC

REV.	ECN. NO.	APPD.

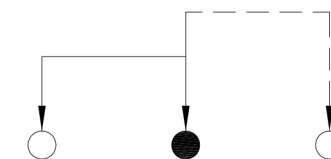
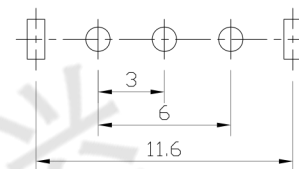
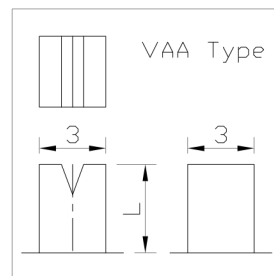
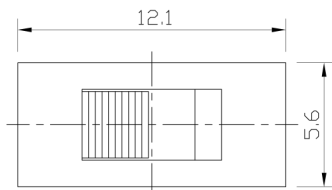
### MODEL CODE

SS-12F46-GBG

Knob Type
GBG
VAA

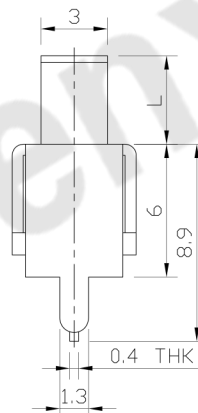
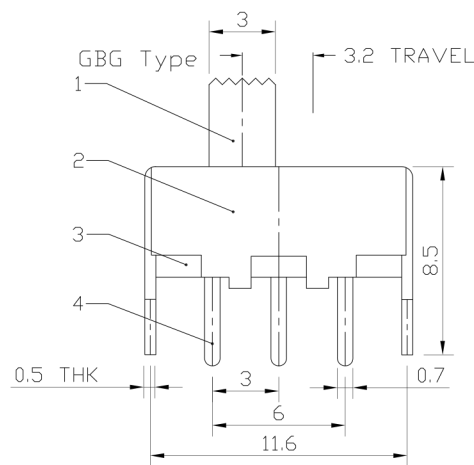
L(mm)
~

### DIMENSIONS



P.C.B LAYOUT  
BOTTOM VIEW

CIRCUIT DIAGRAM



### ELECTRO-MECHANICAL CHARACTERISTICS

Refer to additional specifications

RATING	0.5A 50V DC
CIRCUIT	1P2T
CONTACT RESISTANCE	100mΩ MAX.
TIMING	NON-SHORTING
TRAVEL	3.2mm
OPERATING FORCE	180±80gf
OPERATING LIFE(cycles)	10,000

NO.	PARTS	MATERIAL	Q'TY	FINISHING
8				
7				
6	SPRING	STEEL WIRE	1	NATURAL
5	CONTACT	BRASS STRIP	1	Ag PLATED
4	TERMINAL	BRASS STRIP	3	Ag PLATED
3	CASE	PHENOLIC RESIN	1	NATURAL
2	FRAME	STEEL STRIP	1	Ni PLATED
1	KNOB	POM	1	BLACK
NO.	PARTS	MATERIAL	Q'TY	FINISHING

THESE DRAWINGS AND SPECIFICATIONS ARE THE PROPERTY OF ACCURATE INNO TECH INC AND SHALL NOT BE REPRODUCED, COPIED OR USED IN ANY MANNER WITHOUT THE PRIOR WRITTEN CONSENT OF ACCURATE INNO TECH INC.

WITHIN 1.5mm: ±0.1mm	UNITS mm
OVER 1.5mm: ±0.2mm	MAT'L
	SEE NOTE
	FINISH
	SEE NOTE
	Q'TY

### 东莞市腾兴电子有限公司

TITLE: SLIDE SWITCH / VERTICAL		PART NO.: SS-12F46	
DR: Ricky 2015/05/25		DWG NO.: ADL-12F46	
CHKD: Ricky 2015/05/25		SCALE	SHEET
APPD:		4:1	1/1
		REV. A	CUSTOMER DRAWING