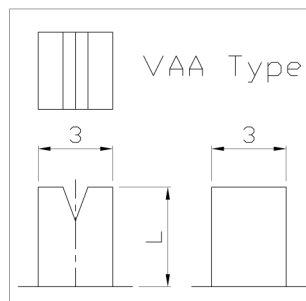
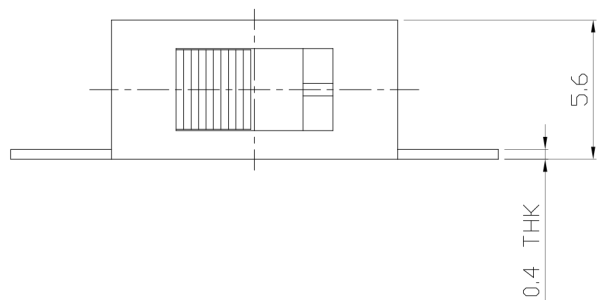




RoHS Compliant
2002/95/EC

REV.	ECN. NO.	APPD.

DIMENSIONS

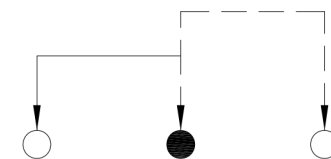
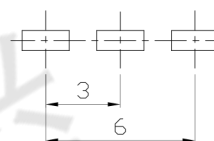


MODEL CODE

SS-12F55-GBG

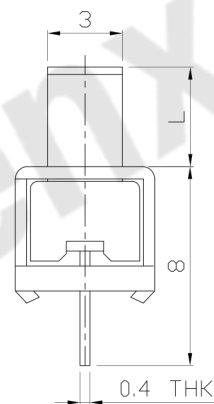
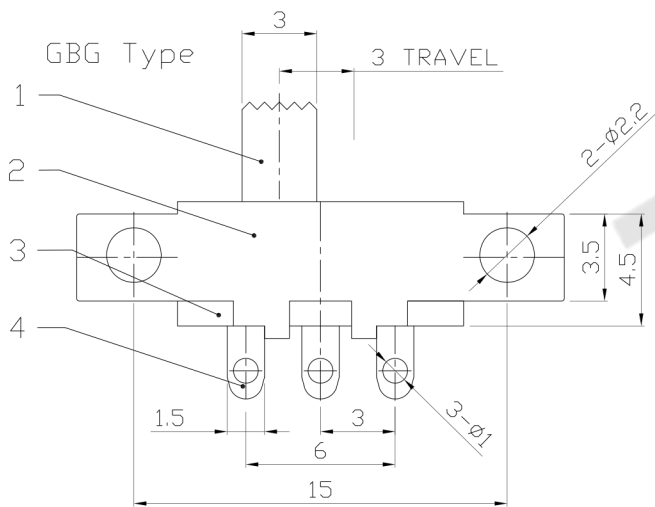
Knob Type
GBG
VAA

L(mm)
~



P.C.B LAYOUT
BOTTOM VIEW

CIRCUIT DIAGRAM



ELECTRO-MECHANICAL CHARACTERISTICS

Refer to additional specifications

RATING	0.5A 50V DC
CIRCUIT	1P2T
CONTACT RESISTANCE	100mΩ MAX.
TIMING	NON-SHORTING
TRAVEL	3mm
OPERATING FORCE	180±80gf
OPERATING LIFE(cycles)	10,000

NO.	PARTS	MATERIAL	Q'TY	FINISHING
8				
7				WITHIN 1.5mm: ±0.1mm
6	SPRING	STEEL WIRE	1	NATURAL
5	CONTACT	BRASS STRIP	1	Ag PLATED
4	TERMINAL	BRASS STRIP	3	Ag PLATED
3	BASE	PHENOLIC RESIN	1	NATURAL
2	FRAME	STEEL STRIP	1	BLACK
1	KNOB	POM	1	BLACK
				OVER 1.5mm: ±0.2mm
				SEE NOTE
				FINISH
				SEE NOTE
				Q'TY
				APPD:

THESE DRAWINGS AND SPECIFICATIONS ARE THE PROPERTY OF ACCURATE INNOVATION INC AND SHALL NOT BE REPRODUCED, COPIED OR USED IN ANY MANNER WITHOUT THE PRIOR WRITTEN CONSENT OF ACCURATE INNOVATION INC.

东莞市腾兴电子有限公司			
TITLE: SLIDE SWITCH / VERTICAL		PART NO.: SS-12F55	
DR: Ricky 2015/07/13		DWG NO.: ADL-12F55	
CHKD: Ricky 2015/07/13		SCALE: 3:1	SHEET: 1/1
APPD:		REV.: A	CUSTOMER DRAWING