



RoHS  
Compliant  
2002/95/EC

REV.	ECN.	NO.	APPD.

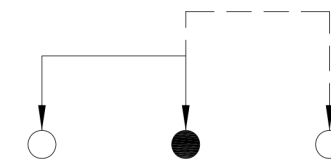
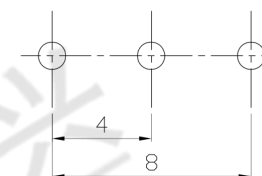
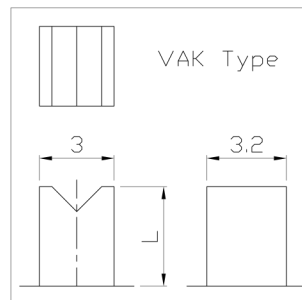
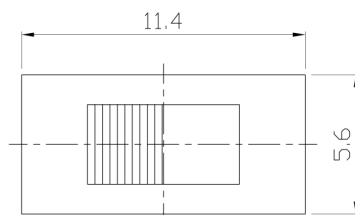
### MODEL CODE

SS-12F56-GBY

Knob Type
GBY
VAK

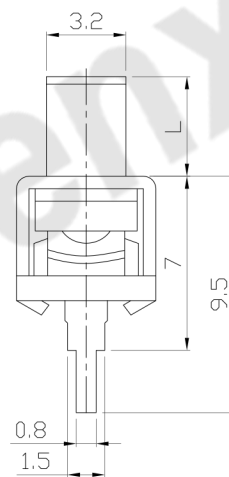
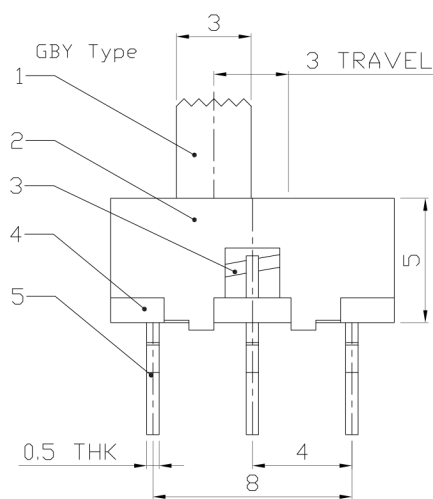
L(mm)
~

### DIMENSIONS



P.C.B LAYOUT  
BOTTOM VIEW

CIRCUIT DIAGRAM



### ELECTRO-MECHANICAL CHARACTERISTICS

Refer to additional specifications

RATING	0.5A 50V DC
CIRCUIT	1P2T
CONTACT RESISTANCE	30mΩ MAX.
TIMING	NON-SHORTING
TRAVEL	3mm
OPERATING FORCE	200±100gf
OPERATING LIFE(cycles)	10,000

8					
7					
6	SPRING	STEEL WIRE	1	NATURAL	
5	TERMINAL	BRASS STRIP	3	Ag PLATED OVER Ni PLATED	
4	BASE	PHENOLIC RESIN	1	YELLOW	
3	CONTACT	BRASS STRIP	1	Ag PLATED OVER Ni PLATED	
2	FRAME	STEEL STRIP	1	BLACK	
1	KNOB	POM	1	BLACK	
NO.	PARTS	MATERIAL	Q'TY	FINISHING	

WITHIN 1.5mm: ±0.1mm  
OVER 1.5mm: ±0.2mm

UNITS mm

MAT'L SEE NOTE

FINISH SEE NOTE

Q'TY

THESE DRAWINGS AND SPECIFICATIONS ARE THE PROPERTY OF ACCURATE INNOVATECH INC AND SHALL NOT BE REPRODUCED, COPIED OR USED IN ANY MANNER WITHOUT THE PRIOR WRITTEN CONSENT OF ACCURATE INNOVATECH INC.

**东莞市腾兴电子有限公司**

TITLE: SLIDE SWITCH / VERTICAL	PART NO.: SS-12F56
DR: <i>Ricky</i> 2015/06/09	DWG NO.: ADJ-12F56
CHKD: <i>Ricky</i> 2015/06/09	SCALE SHEET REV. CUSTOMER 4:1 1/1 A DRAWING
APPD:	