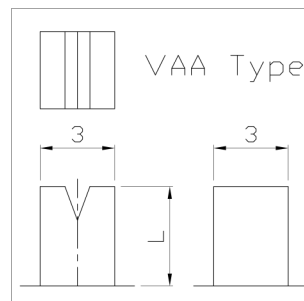
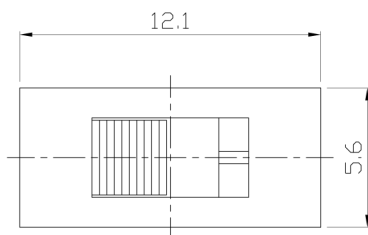




RoHS Compliant
2002/95/EC

REV.	ECN. NO.	APPD.

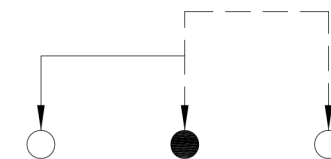
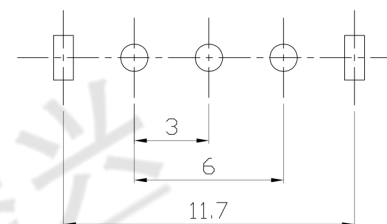
DIMENSIONS



MODEL CODE

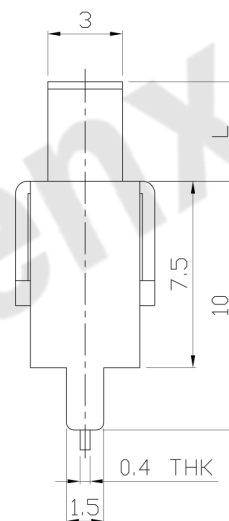
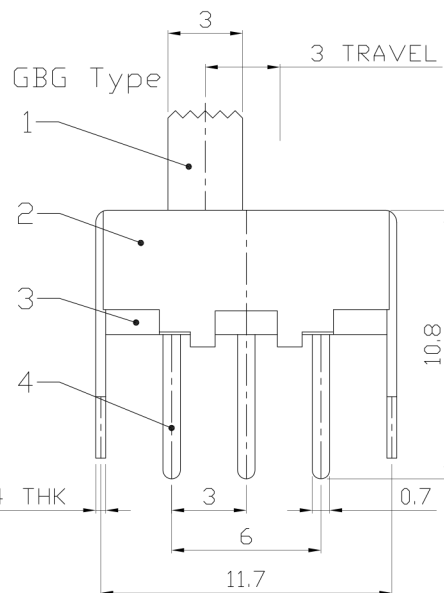
SS-12F58-GBG

Knob Type	L(mm)
GBG	~
VAA	



P.C.B LAYOUT
BOTTOM VIEW

CIRCUIT DIAGRAM



ELECTRO-MECHANICAL CHARACTERISTICS

Refer to additional specifications

RATING	0.5A 50V DC
CIRCUIT	1P2T
CONTACT RESISTANCE	100mΩ MAX.
TIMING	NON-SHORTING
TRAVEL	3mm
OPERATING FORCE	180±80gf
OPERATING LIFE(cycles)	10,000

NO.	PARTS	MATERIAL	Q'TY	FINISHING
8				
7				
6	SPRING	STEEL WIRE	1	NATURAL
5	CONTACT	BRASS STRIP	1	Ag PLATED
4	TERMINAL	BRASS STRIP	3	Ag PLATED
3	BASE	PHENOLIC RESIN	1	NATURAL
2	FRAME	STEEL STRIP	1	Ni PLATED
1	KNOB	POM	1	BLACK
NO.	PARTS	MATERIAL	Q'TY	FINISHING

WITHIN 1.5mm: ±0.1mm
OVER 1.5mm: ±0.2mm

THESE DRAWINGS AND SPECIFICATIONS ARE THE PROPERTY OF ACCURATE INNO TECH INC AND SHALL NOT BE REPRODUCED, COPIED OR USED IN ANY MANNER WITHOUT THE PRIOR WRITTEN CONSENT OF ACCURATE INNO TECH INC.

UNITS mm
MAT'L SEE NOTE
FINISH SEE NOTE
Q'TY

东莞市腾兴电子有限公司

TITLE: SLIDE SWITCH / VERTICAL	PART NO.: SS-12F58
DR: <i>Ricky</i> 2015/07/13	DWG NO.: ADL-12F58
CHKD: <i>Ricky</i> 2015/07/13	SCALE SHEET REV. CUSTOMER 3:1 1/1 A DRAWING
APPD:	