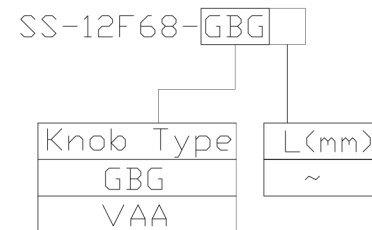




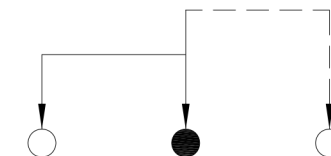
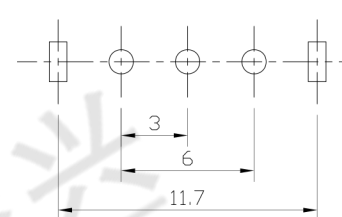
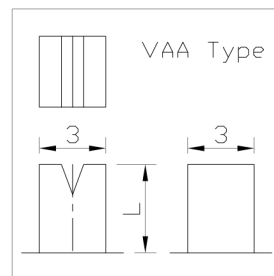
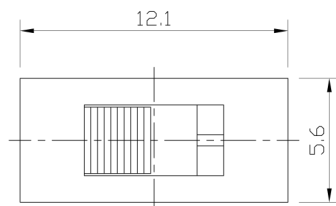
RoHS Compliant
2002/95/EC

REV.	ECN. NO.	APPD.

MODEL CODE

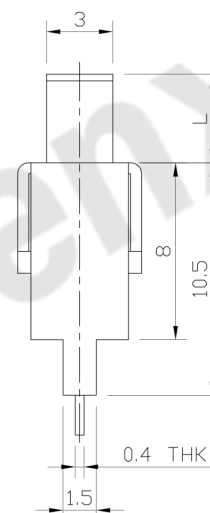
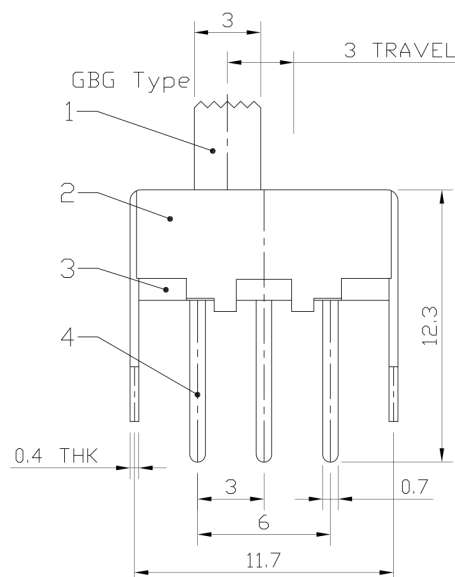


DIMENSIONS



P.C.B LAYOUT
BOTTOM VIEW

CIRCUIT DIAGRAM



ELECTRO-MECHANICAL CHARACTERISTICS

Refer to additional specifications

RATING	0.5A 50V DC
CIRCUIT	1P2T
CONTACT RESISTANCE	100mΩ MAX.
TIMING	NON-SHORTING
TRAVEL	3mm
OPERATING FORCE	180±80gf
OPERATING LIFE(cycles)	10,000

8					WITHIN 1.5mm: ±0.1mm	UNITS	mm	东莞市腾兴电子有限公司 TITLE: SLIDE SWITCH / VERTICAL PART NO.: SS-12F68 DR: <i>Ricky</i> 2015/05/25 DWG NO.: ADL-12F68 CHKD: <i>Ricky</i> 2015/05/25 SCALE SHEET REV. CUSTOMER 3:1 1/1 A DRAWING
7					OVER 1.5mm: ±0.2mm	MAT'L	SEE NOTE	
6	SPRING	STEEL WIRE	1	NATURAL		FINISH	SEE NOTE	
5	CONTACT	BRASS STRIP	1	Ag PLATED		Q'TY		
4	TERMINAL	BRASS STRIP	3	Ag PLATED				
3	BASE	PHENOLIC RESIN	1	NATURAL				
2	FRAME	STEEL STRIP	1	Ni PLATED				
1	KNOB	PDM	1	BLACK				
NO.	PARTS	MATERIAL	Q'TY	FINISHING				

THESE DRAWINGS AND SPECIFICATIONS ARE THE PROPERTY OF ACCURATE INNO TECH INC AND SHALL NOT BE REPRODUCED, COPIED OR USED IN ANY MANNER WITHOUT THE PRIOR WRITTEN CONSENT OF ACCURATE INNO TECH INC.

