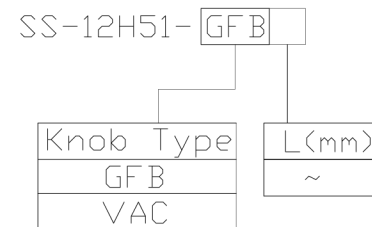




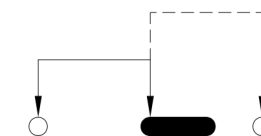
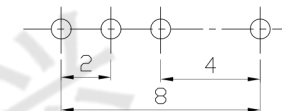
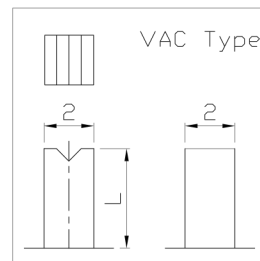
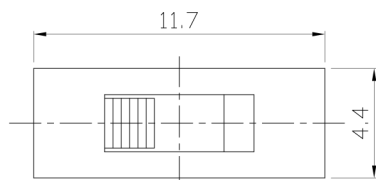
RoHS
Compliant
2002/95/EC

REV.	ECN.	NO.	APPD.

MODEL CODE

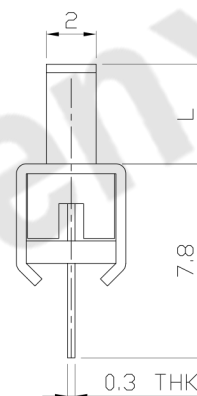
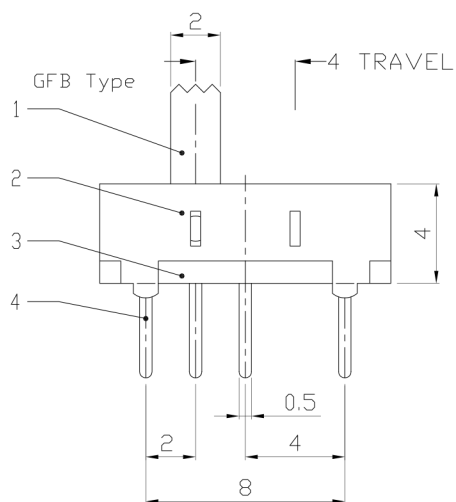


DIMENSIONS



P.C.B LAYOUT
BOTTOM VIEW

CIRCUIT DIAGRAM



ELECTRO-MECHANICAL CHARACTERISTICS

Refer to additional specifications

RATING	0.3A 50V DC
CIRCUIT	1P2T
CONTACT RESISTANCE	30mΩ MAX.
TIMING	NOT SPECIFIED
TRAVEL	4mm
OPERATING FORCE	200±100gf
OPERATING LIFE(cycles)	10,000

NO.	PARTS	MATERIAL	Q'TY	FINISHING
8				
7				
6	SPRING PLATE	SUS	2	NATURAL
5	CONTACT CLIP	PBS C5210R-EH	1	Ag CLAD
4	TERMINAL	BRASS STRIP	4	Ag PLATED OVER Ni PLATED
3	BASE	PHENOLIC RESIN	1	NATURAL
2	FRAME	STEEL STRIP	1	Ni PLATED
1	KNOB	POM	1	BLACK
NO.	PARTS	MATERIAL	Q'TY	FINISHING

WITHIN 1.5mm: ±0.1mm	UNITS mm
OVER 1.5mm: ±0.2mm	MAT'L
	SEE NOTE
	FINISH
	SEE NOTE
	Q'TY
<small>THESE DRAWINGS AND SPECIFICATIONS ARE THE PROPERTY OF ACCURATE INNO TECH INC AND SHALL NOT BE REPRODUCED, COPIED OR USED IN ANY MANNER WITHOUT THE PRIOR WRITTEN CONSENT OF ACCURATE INNO TECH INC.</small>	

东莞市腾兴电子有限公司			
TITLE: SLIDE SWITCH / VERTICAL		PART NO.: SS-12H51	
DR: Ricky 2015/06/09		DWG NO.: ADJ-12H51	
CHKD: Ricky 2015/06/09		SCALE	SHEET
APPD:		4:1	1/1
		REV.	CUSTOMER DRAWING
		A	