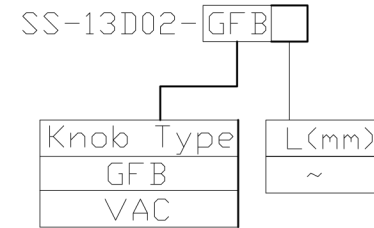




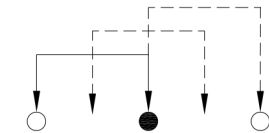
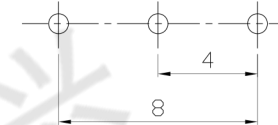
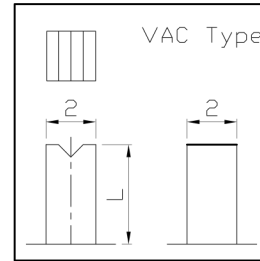
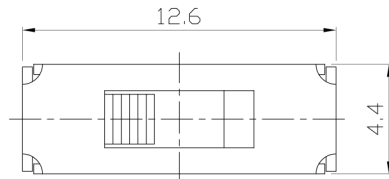
RoHS
Compliant
2002/95/EC

REV.	ECN. NO.	APPD.

MODEL CODE

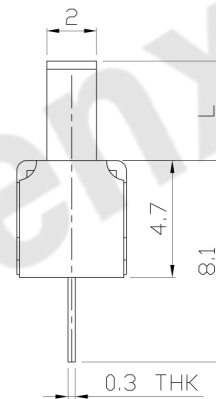
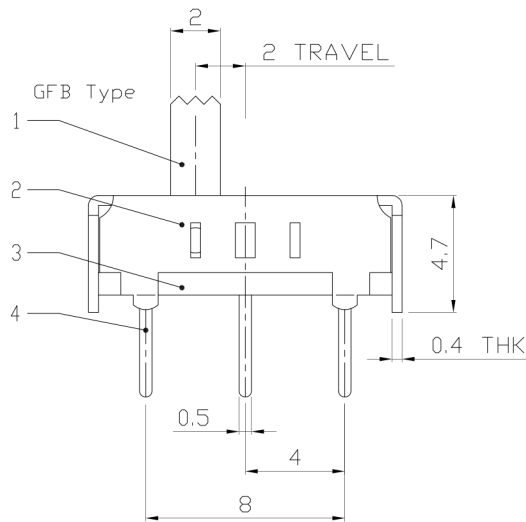


DIMENSIONS



P.C.B LAYOUT
BOTTOM VIEW

CIRCUIT DIAGRAM



ELECTRO-MECHANICAL CHARACTERISTICS

Refer to additional specifications

RATING	0.3A 50V DC
CIRCUIT	1P3T
CONTACT RESISTANCE	30mΩ MAX.
TIMING	NON-SHORTING
TRAVEL	2mm
OPERATING FORCE	<T1→T2,T3→T2>200±100gf <T2→T3,T2→T1>250±100gf
OPERATING LIFE(cycles)	10,000

8					
7					
6	SPRING PLATE	SUS	2	NATURAL	WITHIN 1.5mm: ±0.1mm
5	CONTACT CLIP	PBS C5210R-EH	1	Ag CLAD	OVER 1.5mm: ±0.2mm
4	TERMINAL	BRASS STRIP	3	Ag PLATED OVER Ni PLATED	
3	BASE	PHENOLIC RESIN	1	NATURAL	
2	FRAME	STEEL STRIP	1	Ni PLATED	
1	KNOB	PDM	1	BLACK	
NO.	PARTS	MATERIAL	Q'TY	FINISHING	

THESE DRAWINGS AND SPECIFICATIONS ARE THE PROPERTY OF ACCURATE INNOVATECH INC AND SHALL NOT BE REPRODUCED, COPIED OR USED IN ANY MANNER WITHOUT THE PRIOR WRITTEN CONSENT OF ACCURATE INNOVATECH INC.

UNITS mm

MAT'L SEE NOTE

FINISH SEE NOTE

Q'TY

东 莞 市 腾 兴 电 子 有 限 公 司

TITLE: SLIDE SWITCH / VERTICAL

PART NO.: SS-13D02

DR: Ricky 2015/06/10

DWG NO.: ADJ-13D02

CHKD: Ricky 2015/06/10

SCALE SHEET REV. CUSTOMER DRAWING

4:1 1/1 A