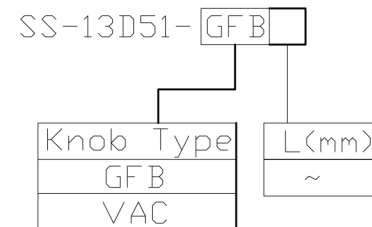




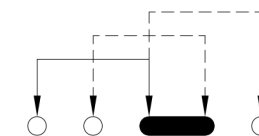
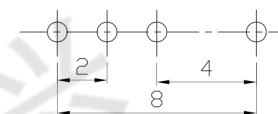
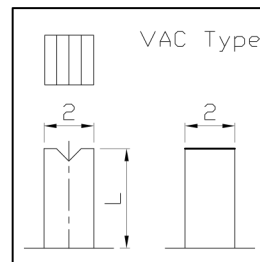
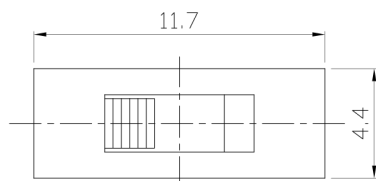
**RoHS Compliant**  
2002/95/EC

REV.	ECN. NO.	APPD.

### MODEL CODE

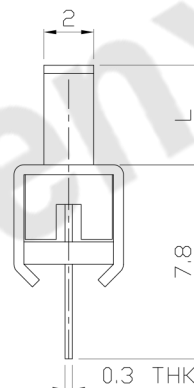
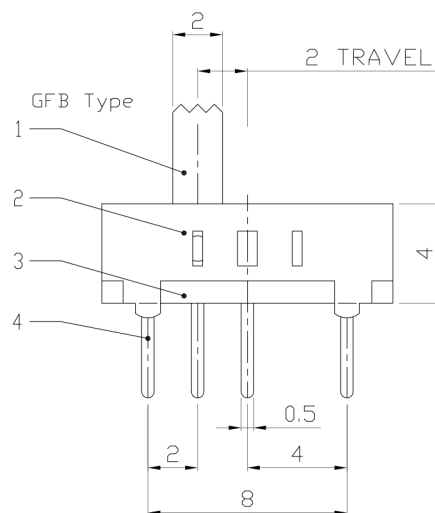


### DIMENSIONS



P.C.B LAYOUT  
BOTTOM VIEW

CIRCUIT DIAGRAM



### ELECTRO-MECHANICAL CHARACTERISTICS

Refer to additional specifications

RATING	0.3A 50V DC
CIRCUIT	1P3T
CONTACT RESISTANCE	30mΩ MAX.
TIMING	SHORTING
TRAVEL	2mm
OPERATING FORCE	<T1→T2,T3→T2>200±100gf <T2→T3,T2→T1>250±100gf
OPERATING LIFE(cycles)	10,000

NO.	PARTS	MATERIAL	Q'TY	FINISHING
8				
7				
6	SPRING PLATE	SUS	2	NATURAL
5	CONTACT CLIP	PBS C5210R-EH	1	Ag CLAD
4	TERMINAL	BRASS STRIP	4	Ag PLATED OVER Ni PLATED
3	BASE	PHENOLIC RESIN	1	NATURAL
2	FRAME	STEEL STRIP	1	Ni PLATED
1	KNOB	POM	1	BLACK

THESE DRAWINGS AND SPECIFICATIONS ARE THE PROPERTY OF ACCURATE INNOVATECH INC AND SHALL NOT BE REPRODUCED, COPIED OR USED IN ANY MANNER WITHOUT THE PRIOR WRITTEN CONSENT OF ACCURATE INNOVATECH INC.

UNITS	东莞市腾兴电子有限公司			
mm				
MAT'L				
SEE NOTE	TITLE: SLIDE SWITCH / VERTICAL		PART NO.: SS-13D51	
FINISH	DR: Ricky 2015/06/10		DWG NO.: ADJ-13D51	
SEE NOTE	CHKD: Ricky 2015/06/10		SCALE	SHEET
Q'TY	APPD:	4:1	1/1	REV. A
				CUSTOMER DRAWING