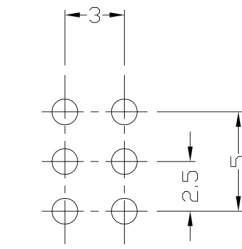
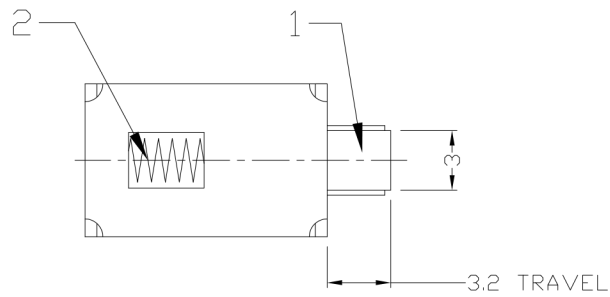




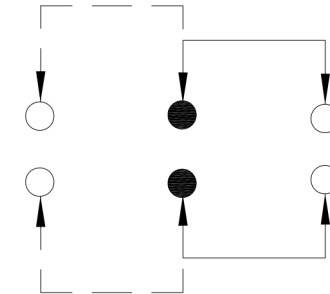
RoHS  
Compliant  
2002/95/EC

REV.	ECN. NO.	APPD.

### DIMENSIONS

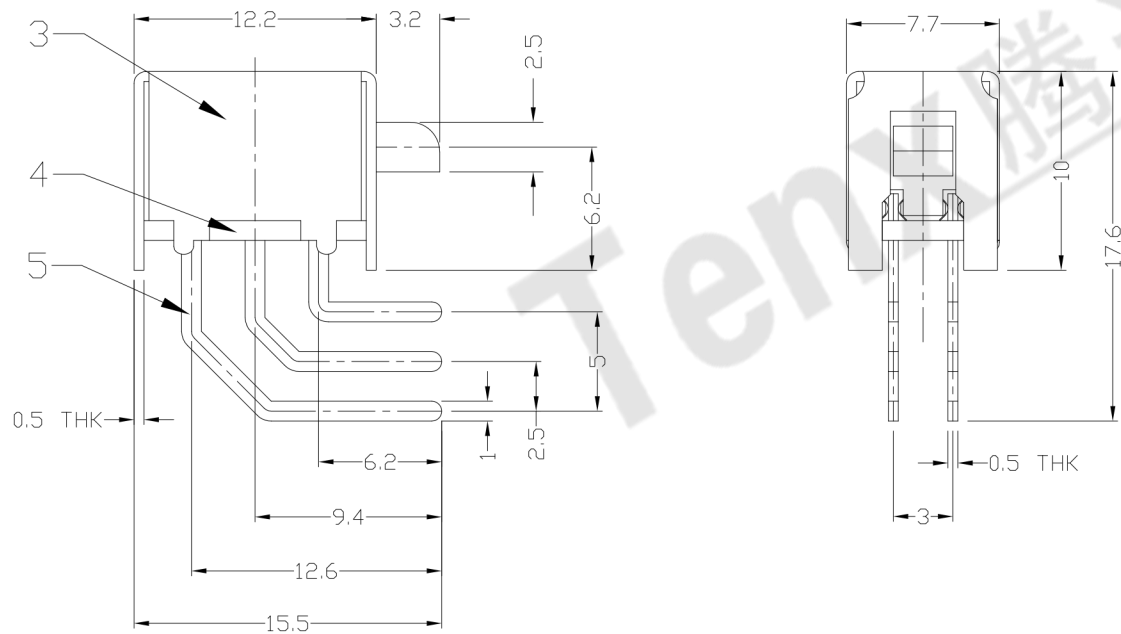


P.C.B LAYOUT



CIRCUIT DIAGRAM

BOTTOM VIEW



### ELECTRO-MECHANICAL CHARACTERISTICS

Refer to additional specifications

RATING	DC50V 0.3A
CIRCUIT	2P2T
CONTACT RESISTANCE	100mΩ MAX.
TIMING	NON-SHORTING
OPERATING MODE	NON-LOCK
STROKE	FULL 3.2mm
OPERATING FORCE	70±20gf
OPERATING LIFE(cycles)	10,000

NO.	PARTS	MATERIAL	Q'TY	FINISHING
8				
7				
6	CONTACT CLIP	PBS STRIP	2	Ag CLAD
5	TERMINAL	BRASS STRIP	6	Ag PLATED
4	BASE	PHENOLIC RESIN	1	NATURAL
3	FRAME	STEEL STRIP	1	Ni PLATED
2	SPRING	STEEL WIRE	1	NATURAL
1	KNOB	POM	1	BLACK
NO.	PARTS	MATERIAL	Q'TY	FINISHING

WITHIN 1.5mm:±0.1mm	UNITS mm
OVER 1.5mm:±0.2mm	MAT'L
	SEE NOTE
	FINISH
	SEE NOTE
	Q'TY

THESE DRAWINGS AND SPECIFICATIONS ARE THE PROPERTY OF ACCURATE INNOTECH INC AND SHALL NOT BE REPRODUCED, COPIED OR USED IN ANY MANNER WITHOUT THE PRIOR WRITTEN CONSENT OF ACCURATE INNOTECH INC.

### 东莞市腾兴电子有限公司

TITLE:	PUSH SWITCH / HORIZONTAL	PART NO.:	AP-22F92N
DR:	Ricky 2015/04/02	DWG NO.:	ADL-22F92
CHKD:	Ricky 2015/04/02	SCALE	2:1
APPD:		SHEET	1/1
		REV.	A
		CUSTOMER DRAWING	