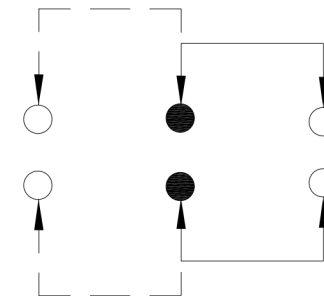
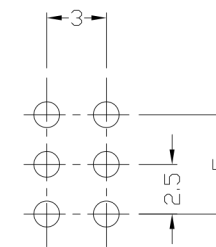
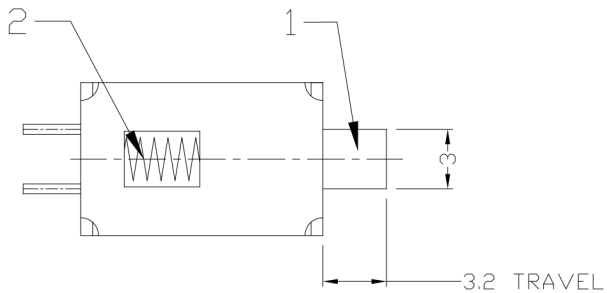




RoHS Compliant
2002/95/EC

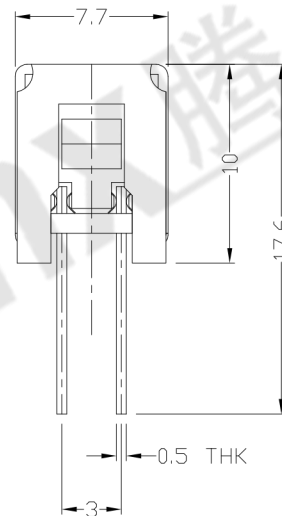
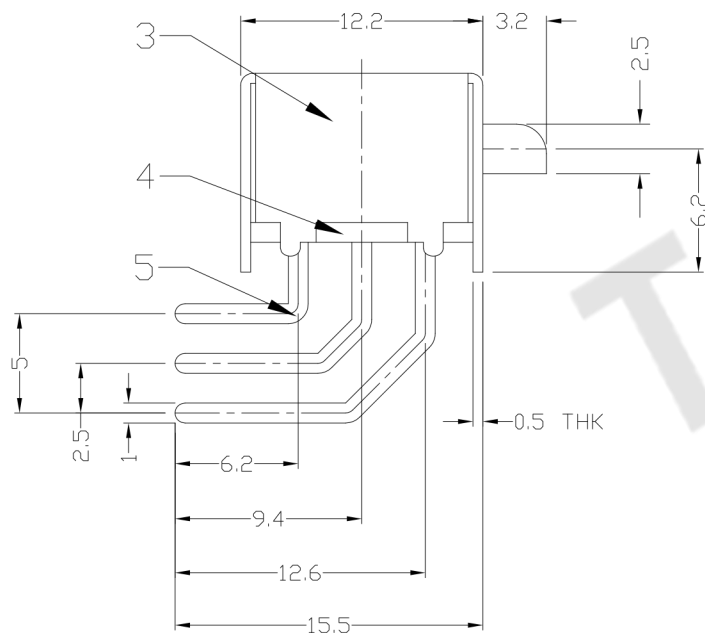
REV.	ECN. NO.	APPD.

DIMENSIONS



P.C.B LAYOUT
BOTTOM VIEW

CIRCUIT DIAGRAM



ELECTRO-MECHANICAL CHARACTERISTICS

Refer to additional specifications

RATING	DC50V 0.3A
CIRCUIT	2P2T
CONTACT RESISTANCE	100mΩ MAX.
TIMING	NON-SHORTING
OPERATING MODE	NON-LOCK
STROKE	FULL 3.2mm
OPERATING FORCE	70±20gf
OPERATING LIFE(cycles)	10,000

NO.	PARTS	MATERIAL	Q'TY	FINISHING
8				
7				WITHIN 1.5mm:±0.1mm
6	CONTACT CLIP	PBS STRIP	2	Ag PLATED
5	TERMINAL	BRASS STRIP	6	Ag PLATED
4	BASE	PHENOLIC RESIN	1	NATURAL
3	FRAME	STEEL STRIP	1	Ni PLATED
2	SPRING	STEEL WIRE	1	NATURAL
1	KNOB	POM	1	BLACK
				OVER 1.5mm:±0.2mm
				SEE NOTE
				FINISH
				SEE NOTE
				Q'TY
				SEE NOTE
				UNIT'S
				mm

THESE DRAWINGS AND SPECIFICATIONS ARE THE PROPERTY OF ACCURATE INNO TECH INC AND SHALL NOT BE REPRODUCED, COPIED OR USED IN ANY MANNER WITHOUT THE PRIOR WRITTEN CONSENT OF ACCURATE INNO TECH INC.

东莞市腾兴电子有限公司			
TITLE: PUSH SWITCH / HORIZONTAL		PART NO.: AP-22F93N	
DR: Ricky 2015/04/02		DWG NO.: ADL-22F93	
CHKD: Ricky 2015/04/02		SCALE	SHEET
APPD:		2:1	1/1
		REV.	CUSTOMER DRAWING
		A	