

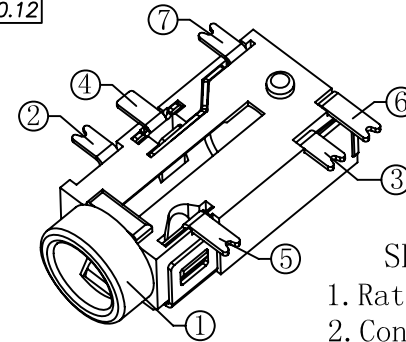
Ordering information:

TPJ-3B150-□ 9T 0A G 00 1
 (1) (2) (3) (4) (5) (6) (7)

- (1):Series No
- (2):Schematic option:I J M A B D
- (3):Material of housing:9T=PA9T
- (4):Housing color:0A=Black
- (5):Terminal plating: G:Gold(Au)
- (6):Special option:
00:No special option
- (7):Packing mode:
1:Reel packing(standard)

SPECIFICATION

- 1.Rating : DC 30V 1.0A;
- 2.Contact resistance: $\leq 30m\Omega$;
- 3.Insulation resistance: $\geq 100M\Omega$ (DC250V);
- 4.Withstand voltage: 500VAC ;
- 5.Insertion and extraction force: 3-30N;
- 6.life test: 5000 cycles;
- 7.Sing"▲"is importance dimention.



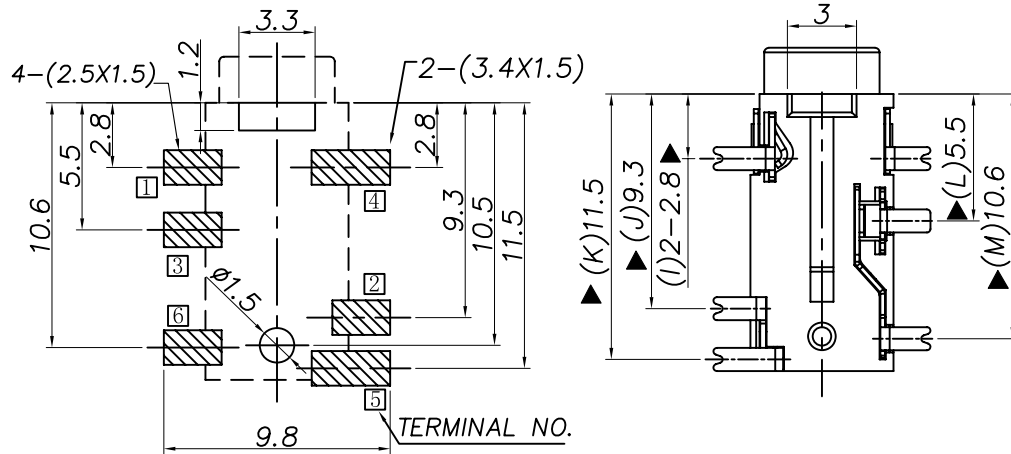
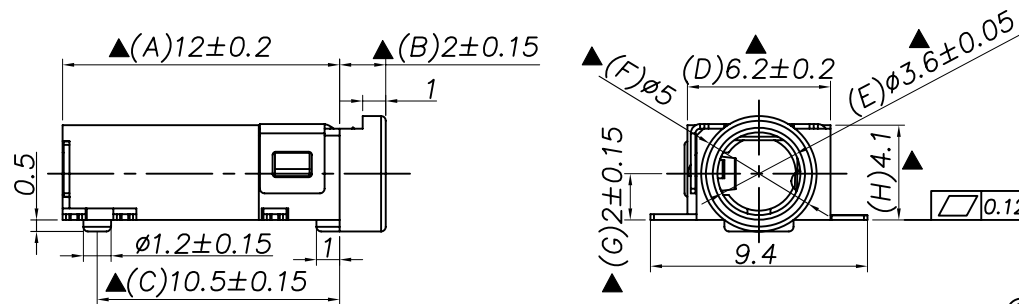
Model No.	TPJ-3B150-I	TPJ-3B150-J	TPJ-3B150-M	TPJ-3B150-A	TPJ-3B150-B	TPJ-3B150-D
Schematic code						

Circuit Diagram □:Terminal No.

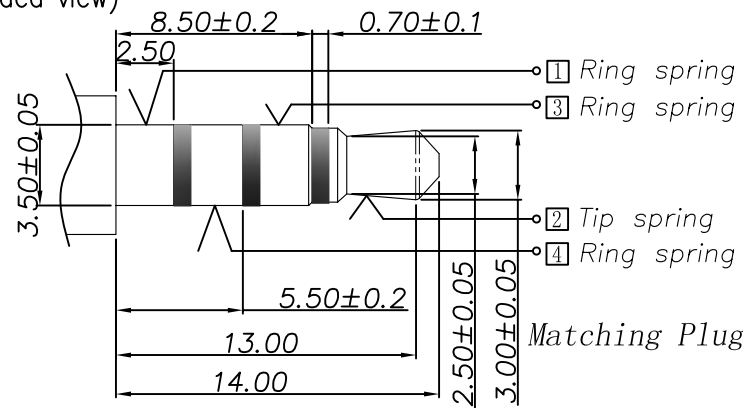
⑦	Shunt terminal	⑥	1	Brass T=0.2	TPJ-3B150-06	Gold plating
⑥	Shunt terminal	⑤	1	Brass T=0.25	TPJ-3B150-05	Gold plating
⑤	Ring spring	④	1	Phosphor bronze T=0.25	TPJ-3B150-04	Gold plating
④	Ring spring	③	1	Beryllium bronze T=0.20	TPJ-3B150-03	Gold plating
③	Tip spring	②	1	Beryllium bronze T=0.25	TPJ-3B150-02	Gold plating
②	Earth spring	①	1	Phosphor bronze T=0.2	TPJ-3B150-01	Gold plating
①	Housing		1	PA9T,UL94 V-0	TPJ-3B150-S1	
NO.	DESCRIPTION	QTY	MATERIAL	PART NO.	PLATING	

TENGXING ELECTRONICS CO.,LTD

TOLERANCES UNLESS OTHERWISE SPECIFIED LINEAR: ± 0.1 ANGULAR: $\pm 3^\circ$		SIGNATURES		DATE	TITLE
REVISIONS		DRAWN		2008.05.13	PHONE JACK
A		CHK'D		2008.05.13	NO.
SCALE 5/1		APPV'D		2008.05.13	TPJ-3B150



P. C. B Layout
(Copper-sided view)



Matching Plug

△			
△			
△			
△			
SYM	DISCRIPTION	DATE	APPROVED
1			
2			
3			

H

H

1 2 3 4 5 6 7 8 9 10